

## 3M™ ATTEST™ STEAM INCUBATOR (56°C)



### Intended Use

The 3M™ Attest™ Steam Incubator is designed and has been tested to be used with 3M™ Attest™ Biological Indicators (BI) 1261 and 1261P or 1262 and 1262P and allows rapid, reliable monitoring of steam sterilization processes. As a quick reference, the steam monitoring system is color-coded blue and brown, respectively. Use with other biological indicators may lead to incorrect results.

Each Attest™ incubator is pre-set at the appropriate temperature to promote growth of the test organism. The incubator's internal temperatures are rigidly controlled to 56°C +/- 2°C (133°F +/- 3°F) and automatically maintained. If a temperature measurement device is used to monitor the incubator, the sensor should be in contact with the metal heating block wall.

### SAFETY INFORMATION

#### Warnings

- To reduce the risk of electric shock:
  - do not pour any liquids into the metal heating block holes
  - do not immerse the incubator in any liquid
  - use indoors only
  - disconnect power cord before cleaning
  - use only a disinfectant or mild detergent and wipe with a damp cloth
  - there are no user serviceable parts
  - the incubator must be returned to the manufacturer for repair
  - make sure a properly rated power cord is installed on the incubator.
- To reduce the risk of using a load from a failed sterilization cycle:
  - match the color on the exterior label of the incubator with the same color cap on the BI
  - verify the incubation conditions are correct by using a positive control BI each day a test BI is incubated.
- There is a glass ampoule inside the plastic vial of the biological indicator:
  - crushing or excessive handling of the BI before cooling may cause the glass ampoule to burst
  - wear safety glasses and gloves when removing the BI from the sterilizer
  - wear safety glasses when crushing the biological indicator
  - handle the BI by the cap when crushing
  - do not use your fingers to crush the glass ampoule.

#### Precautions

- To avoid possible environmental contamination, dispose of the incubator according to applicable governmental regulations.
- Avoid contact with the hot surface of the metal heating block.
- If this product is used in a manner not specified, the protection provided by the product may be impaired.

#### Explanation of Product and Packaging Label Symbols (Note: not all symbols appear on all models)

- Attention – Refer to the instructions for use
- Caution – Risk of electric shock
- Warning – Do not immerse
- Warning – Do not pour liquids
- Caution – Hot Surface
- Waste Electrical and Electronic Equipment (WEEE)
- Mark of Conformity to European Directives
- UL Listed to US and Canadian Safety Standards
- Manufacturer

Authorized representative for the European Community

#### Environmental Operating Conditions

Environmental Condition	Operating Condition	Units
Altitude	2500 (max)	meters
Operating Temperature	15 – 35	°C
Relative Humidity	20 – 80 (non-condensing)	%
Voltage Range	Model 116: 120 Model 118: 220-240	Volts AC Volts AC
Frequency	50/60	Hertz
Current	Model 116: 0.25 Model 118: 0.13	Amps Amps
Installation/Over Voltage	Category II	
Pollution Degree	2	

Attest™ Incubator 120 volt	Attest™ Incubator 220-240 volt	Sterilization Process Monitored	Attest™ Biological Indicators	Color Coding
Model 116 (14 vials) 56 +/- 2°C (133 +/- 3°F)	Model 118 (14 vials) 56 +/- 2°C (133 +/- 3°F)	Steam (except 270°F/132°C gravity displacement)	1262 & 1262P	Brown
See above	See above	Steam gravity displacement 270°F/132°C	1261 & 1261P	Blue

#### Warranty

The 3M™ Attest™ Steam Incubator has a one year limited product warranty. The US warranty, remedy and limitations are described in the warranty card provided with the device. For countries outside of the US, any warranty is established by the subsidiary with responsibility for service of the incubator.

#### Directions for Use

- Plug incubator in and allow to warm-up for 30 minutes before use. It is recommended that the unit be left on to eliminate warm-up periods.
- After completion of the cycle and while wearing safety glasses and gloves, fully open the sterilizer door for a minimum of 5 minutes prior to removing the Attest™ biological indicator.
- When the biological indicator is not contained in a test pack or other heat absorbing packaging material, remove the biological indicator from the sterilizer and allow to cool for an additional 10 minutes prior to crushing.
- When the biological indicator is contained in a test pack or other heat absorbing packaging material, the test pack or any other heat absorbing packaging material should be removed from the sterilizer and opened up for 5 minutes to dissipate heat prior to removing the biological indicator. Then allow the indicator to cool outside the test pack for an additional 10 minutes prior to crushing.
- Position the biological indicator in the incubator's metal heating block (See Figure 1). Place the bottom of the indicator into the metal heating block so that the indicator is at an angle of approximately 45° and the cap is above the metal block.
- Push the indicator straight back (See Figure 2). This crushes the ampoule and activates the indicator.
- Push the activated indicator down to seat it in the metal heating block (See Figure 3). Be sure that the cap remains above the metal block.

Refer to the Attest™ biological indicator Instructions for Use for further directions for use, including the interpretation of results and use of controls.

#### Repair and Replacement

Repairs must be done by a qualified service person. Attest™ incubators that require service or repair should be returned to the following address (U.S.A. only):

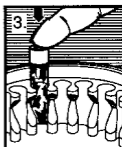
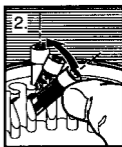
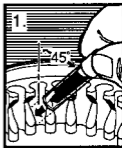
#### 3M Health Care Service Center

Suite 200, Building 502  
3350 Granada Avenue North  
Oakdale, MN 55128  
U.S.A. Service Center Help-line: 1-800-292-6298  
FAX: 1-800-770-8016

Outside the United States, contact the local subsidiary. In Canada, contact 3M Canada, P.O. Box 5757, London, Ontario, N6A 4T1. 1-800-563-2921

#### Disposal

Dispose of instrument in accordance with federal, state, and local requirements.



Made in U.S.A. by

#### 3M Health Care

2510 Conway Ave.  
St. Paul, MN 55144  
1-800-228-3957  
3M.com/infectionprevention

3M and Attest are trademarks of 3M.

Used under license in Canada.

© 2015, 3M. All rights reserved.

3M et Attest sont des marques commerciales de 3M

utilisées sous licence au Canada.

© 2015, 3M. Tous droits réservés.

Issue Date: 2015-02

34-8717-0858-1

**EC REP** 3M Deutschland GmbH

Health Care Business

Carl-Schurz-Str. 1

41453 Neuss

Germany