



biocare



Care from  
hearts

 **Order here!**



**PRAXISDIENST**  
Medical Supplies since 1953



[www.biocare.com.cn](http://www.biocare.com.cn)

# iE 101 / iE 300

Digital Electrocardiograph



**Shenzhen Biocare Bio-Medical Equipment Co., Ltd.**

**Headquarters:** 7/F, Block A, Shenzhen Mingyou Industrial Products Exhibition & Procurement Center, Baoyuan Road, Xixiang Sub-district, Bao'an District, 518102 Shenzhen, P.R. China

**Factory:** No. 16-1, Jinsha Community, Kengzi Sub-district, Pingshan New District, Shenzhen, P.R. China  
Bao'an District, 518103 Shenzhen, P.R. China

**Tel:** +86-755-3661 5333 **Fax:** +86-755-2796 0643

**E-mail:** [sales@biocare.com.cn](mailto:sales@biocare.com.cn)

© 2016 BIO CARE all rights reserved. Specifications subject to changes without prior notice.  
ENG-CATA-V1.0

# iE 101 / iE 300

## Single/Three-channel Digital Electrocardiograph

iE 101 and iE 300 represent the advanced, attractive, yet affordable ECG solutions from Biocare. With A4 paper size body, extreme light weight, easy-to-use operation, and the proven Biocare CardioPro™ analysis program, iE 101 and iE 300 will deliver high quality clinical reports to anybody, whenever and wherever they are needed.

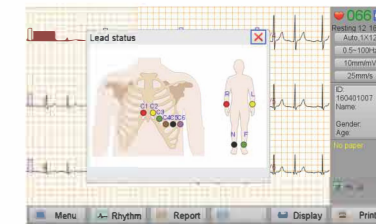


### Streamlined workflow, new operating experience

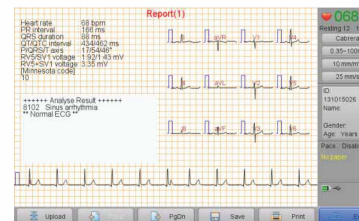
- Buzzer reminder and visual alarming for no paper, lead off, interference and so on
- Support common settings saving, flexible to change for different situations for physicians and patients
- Massive local storage capacity up to 3000 files



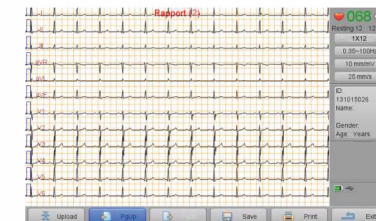
- Barcode scanner to quickly input patient ID



- On-screen guide to check for loose leads



- Analysis Report 1 before Printing

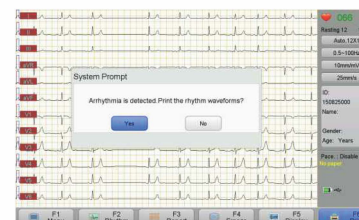


- Analysis Report 2 before Printing


### Accuracy and reliability in ECG interpretation

Biocare's CardioPro™ ECG analysis program has been proven by official CSE database evaluation with high accuracy and reliability in measurement and interpretation.

- The sensitivity and specificity of QRS detection and analysis are up to 99%
- Up to 300 seconds of rhythm analysis, enabling doctors to find arrhythmia easier
- 0.01Hz for high-pass filter of ECG signal contributes to undistorted ST segment measurement and analysis
- Applied the latest Minnesota code
- Complete digital filtering and self-adapting filtering guarantee noise elimination without waveform distortion
- Exclusive analysis module for children and pediatrics with 250 Hz low-pass filter, meets the newest standard of AHA/ACC/HRS 2007.



Arrhythmia detection



R-R analysis